

COMMUNITY ARTS

Summer 2025 Course Schedule



MC

MONTGOMERY
COLLEGE

Registration
starts April 7

Greetings arts community,

Welcome to a new summer with Community Arts! We hope you'll join us for new classes, classes we've come to know and love, and hopefully some stability in a tumultuous time. The arts are a great tool for both therapy and social change, so they're relevant now more than ever.

We're scaling back on new offerings this summer and working on things like facility improvements and capacity building, but we have a few new classes to note. For our textile folks, we're running our first fully-non-credit weaving class and a new quilting workshop. We also have a new Cyanotype photography class, which is exciting to me as an alternative process

photographer. It's also a great medium for creating textile prints! Beyond that, we're running two new drawing workshops and a new jewelry topic. So I guess it's only partially scaled back!

See you this summer on one of our campuses or virtually.

Thank you,

John Deamond

Community Arts Program Director


CONTACT

Website: montgomerycollege.edu/communityarts

Email: communityarts@montgomerycollege.edu

Phone (course info): 240-676-1567

Phone (registration info): 240-567-5188



NEW OFFERINGS:

Cyanotype Photography Basics *Page 6*

Drawing Workshop: Charcoal Exploration & Still Life *Page 4*

Drawing Workshop: Composition Basics *Page 4*

Jewelry: Wearable Containers *Page 10*


Quilting Workshop: Fat Quarters *Page 9*

Weaving Fundamentals *Page 8*

Cover Artist

Artist: Wendy Shiau ■ **Title: Imagine**

Even since Wendy was self-aware, she has been attracted by the beauty of various things. Art is all around us, art strengthens social relations and identity, it helps us flourish. Every artist plays a different and necessary part in contributing to the overall health, development, and well-being of our society.



Contents

VISUAL ARTS

- 3 Art History, Theory, & Professional Development
- 3 Drawing & Illustration
- 5 Painting
- 6 Graphic Design & Digital Arts
- 6 Film & Video Arts
- 6 Photography
- 8 Printmaking
- 8 Crafts & 3D Arts

PERFORMING ARTS

- 11 Dance
- 12 Music History & Appreciation
- 12 Applied Music
- 13 Theater Arts

14 KUDOS

15 FACULTY BIOGRAPHIES

CO-LISTED CLASSES

Some of our classes are *co-listed* with credit classes. The two sections meet together, and students are held to the same expectations. The only differences are that non-credit students do not have to apply to the college, do not receive a final grade, and seniors can sign up at any time and receive a waiver. Co-listed classes usually have a small number of seats (2-5), so sign up before it's too late!

AGE LIMIT: All classes are for students age 16 and older. We occasionally make exceptions for 14-15-year olds; please contact us for more information.

TUITION WAIVER: Marylanders 60 and older are eligible to pay fees only.

Artist: Mauricio Athie Lambarri ■ **Title: Rio Celeste**

Rio Celeste is the name Inkas gave the Milky Way. They paid particular attention to the darker section of our galaxy, where they identified icons of their daily life caring for their herds, including a shepherd, a fox, llamas, a toad, a partridge, and a snake. I created this woodblock print in Woodcut: Global Printmaking with Amanda Miller.

TYPES OF CLASSES OFFERED THIS SEMESTER:

[campus name]: The class meets on campus in its entirety or with self-paced content (noted in section notes).

Distance Learning: The entire class is self-paced. Students will work with resources provided by the instructor with access to instructor guidance, but will not meet with the rest of the class as a group. Students may interact with one another via discussion board, email, or other means.

Structured Remote: The class meets as a group through a videoconferencing tool like Zoom. Some sections meet this way for the whole class period, while others have a shortened class period supplemented by self-paced content. See section notes for details.

VISUAL ARTS

ART HISTORY, THEORY, & PROFESSIONAL DEVELOPMENT

The Critic's Lens

Discover the voices that shape our perception of art. Art historians, critics, and curators shape our expectations before we even see an artwork. Illuminate the forces that define why, how, and even what we see. Gain a broader understanding of the legacies of art criticism and museum curation and find a more active, personal, and meaningful relationship to art. Open to students of all levels.

Course: ADS547 12.5 Hours
\$119 + \$75 fee = \$194; Non-MD Residents add \$120
Maryland residents \$194
MD seniors 60+ \$75
Non-MD residents \$314

Online: Structured Remote
CRN#: 42112 5 Sessions Sa
5/31-6/28 10 a.m.-12:30 p.m.
Instructor: Rissa Miller

Art History: Ancient to 1400 (co-listed)

Discover the architecture, painting, sculpture, and artifacts of the world, from the Paleolithic through the Middle Ages. Learn the history of prehistoric, Near Eastern, Egyptian, Aegean, Greek, Etruscan, Roman Early Christian, Byzantine, Islamic, Indian, Chinese, Japanese, Pre-Columbian, Early Medieval, Romanesque, and Gothic art.

Course: ART076 37.5 Hours
\$402 + \$137.40 fee = \$539.40; Non-MD Residents add \$885.60
Maryland residents \$539.40
MD seniors 60+ \$137.40
Non-MD residents \$1425

Online: Distance Learning
CRN#: 12600
7/7-8/15 Online 24/7
This class is fully self-paced with no group meetings. If class is full, register for co-listed credit class ARTT200, CRN 11970.
Instructor: Cristin Cash

Art History: 1400 to Present (co-listed)

Analyze major trends in architecture, painting, and sculpture in Western civilization. Explore art movements from the Renaissance through the 20th century, including Proto-Renaissance,

Supply lists will be provided the first day of class unless otherwise noted in the course description. Instructors will direct you to appropriate places to purchase.

Renaissance, Mannerist, Baroque, Neoclassic, Romantic, Realist, Impressionist, Expressionist, Cubist, non-objective, and 20th century art. No prerequisites.

Course: ART075 37.5 Hours
\$402 + \$137.40 fee = \$539.40; Non-MD Residents add \$885.60
Maryland residents \$539.40
MD seniors 60+ \$137.40
Non-MD residents \$1425

Online: Distance Learning
CRN#: 12602
7/7-8/15 Online 24/7
This class is fully self-paced with no group meetings. If class is full, register for co-listed credit class ARTT201, CRN 10273.
Instructor: Cristin Cash

DRAWING & ILLUSTRATION

Drawing: Introduction

Begin your journey as an artist or improve the foundations of your current practice. Drawing is at the core of arts disciplines from graphic design to sculpture and everything in between. Learn fundamental drawing skills such as gesture, proportion, composition, cross contour, line, and perspective. Working from direct observation with still life, learn to translate three-dimensional space to a two-dimensional image. Explore various media, including graphite, pens, and ink. Leave class able to communicate observations and ideas visually with drawing media. Note: on-campus sections of this course are taught in a studio with easels and stools. No prior drawing experience necessary.

Course: ADS504 25 Hours
\$199 + \$145 fee = \$344; Non-MD Residents add \$160
Maryland residents \$344
MD seniors 60+ \$145
Non-MD residents \$504

Online: Structured Remote

CRN#: 12594 10 Sessions F
5/30-8/8 10-11:30 a.m. No class 7/4
Class meetings are supplemented by an hour of self-paced content each week.
Instructor: Holly Trout

Rockville Campus
CRN#: 12592 10 Sessions M
6/2-8/4 7-9:30 p.m.
Instructor: Wanjin Kim

Drawing: Intermediate

Have you taken an introductory drawing class but want to further develop your drawing skills? Develop your understanding of drawing skills, techniques, and concepts. Engage in more complex problem solving in the visual interpretation of three-dimensional forms. Utilize a variety of black-and-white and color drawing media. Bring a sketchbook, charcoal, and pencils to the first class. Note: on-campus sections of this course are taught in a studio with easels and stools. *Prerequisite: ADS504 Intro to Drawing or equivalent experience.*

Course: ADS568 25 Hours
\$199 + \$145 fee = \$344; Non-MD Residents add \$160
Maryland residents \$344
MD seniors 60+ \$145
Non-MD residents \$504

Rockville Campus
CRN#: 12591 10 Sessions Su
6/1-8/10 1:30-4 p.m. No class 7/6
Instructor: Wanjin Kim

Pen & Ink Drawing Basics

Explore the expressiveness of ink as a drawing medium. The permanence of the inked mark encourages both decisiveness and experimentation and is a completely different experience than drawing in erasable media! Engage with a medium employed by artists from DaVinci to Ralph Steadman to Katsushika Hokusai, using both observation and imagination for inspiration. Draw using felt-tip pens, dip pens, and brushes for different effects. Practice the visual communication methods of the ink artist, like line weight, hatching and cross-hatching, and ink washes. Open to students of all levels.

Course: ADS622 25 Hours
\$199 + \$145 fee = \$344; Non-MD Residents add \$160
Maryland residents \$344
MD seniors 60+ \$145
Non-MD residents \$504

Takoma Park/Silver Spring Campus
CRN#: 12603 10 Sessions M
6/2-8/4 1-3:30 p.m.
Instructor: Carrie Rennolds

Drawing Workshops

Discover new and exciting drawing techniques that enable you to tap into your creativity. Each week presents a new topic, covering a variety of media and subject matter. See section notes for topics covered. You may take the workshops individually or as a full series. All materials provided! Open to students of all levels. TWA

Course: ADS495 24 Hours

\$145 + \$149 fee = \$294; Non-MD Residents add \$140

Maryland residents \$294

MD seniors 60+ \$149

Non-MD residents \$434

Rockville Campus

Full Series

CRN#: 12529 8 Sessions W

6/4-7/30 9:30 a.m.-12:30 p.m. No class 7/2

Instructor: Wanjin Kim

Schedule

- 6/4 Drawing Basics, ADS460, CRN#: 42115 (medium: graded drawing pencils)
- 6/11 Building Complex Structure with Basic Shapes, ADS606, CRN#: 42118
- 6/18 Exploring Charcoals & Drawing the Hand, ADS612, CRN#: 42120
- 6/25 Drawing Gymnastics, ADS614, CRN#: 42121
- 7/9 Ink Still Life, ADS461, CRN#: 12530
- 7/16 Watercolor Pencil & Graphite Still Life, ADS463, CRN#: 12531
- 7/23 Portraiture in Conté, ADS613, CRN#: 12541
- 7/30 Coffee Painting Still Life, ADS625, CRN#: 12542

Takoma Park/Silver Spring Campus

Full Series

CRN#: 12604 8 Sessions Sa

6/7-8/2 1-4 p.m. No class 7/5

Instructors: Holly Trout & Rissa Miller

Schedule

- 6/7 Drawing Basics, ADS460, CRN#: 42150 (medium: charcoal)
- 6/14 Charcoal Exploration & Still Life, ADS633, CRN#: 42166
- 6/21 Drawing Texture, ADS600, CRN#: 42147
- 6/28 Composition Basics, ADS634, CRN#: 42167
- 7/12 Portraiture in Conté, ADS613, CRN#: 12664
- 7/19 Colored Pencil Landscape, ADS462, CRN#: 12665
- 7/26 Pastel Still Life, ADS472, CRN#: 12666
- 8/2 Self-Portrait in Multiple Media, ADS470, CRN#: 12667

Drawing Workshops: Individual Sessions Descriptions

All materials provided.

Each workshop is 3 hours.

Cost per workshop:

\$25 + \$24 fee = \$49; Non-MD Residents add \$30

Maryland residents \$49

MD seniors 60+ \$49

Non-MD residents \$79

Building Complex Structure with Basic Shapes

Construct complex, dynamic drawings by mastering the use of fundamental shapes. Perfect for beginners and enthusiasts alike, this class will help hone your drawing skills. Join us to transform simple shapes into captivating drawings.

NEW! Charcoal Exploration & Still Life

Discover the variety of charcoals available and their application. Practice using vine charcoal, different grades of compressed charcoal, and blending tools. Create a drawing of a still life.

Coffee Painting Still Life

Engage with alternative media by creating watercolor paintings with coffee! Learn setup, mixing, and application techniques to take full advantage of this medium. Explore the range of sepia tones available and how to work with coffee painting's unique texture and finish.

Colored Pencil Landscape

Explore the use of colored pencils, including drawing methods and blending colors. We will draw from landscape photographs this week, so please bring one.

NEW! Composition Basics

Learn the basics of creating balanced, visually engaging compositions. Move through the process step by step starting with tips for setting up a successful still life. Use a view finder and practice strategies for planning and composing a fun, food-themed still life. You may choose to work in pencil or charcoal.

Drawing Basics

Learn basic drawing techniques using graded drawing pencils or charcoal (see section notes). You will focus on drawing from a still life. This workshop is geared toward optimizing use of materials.

Drawing Gymnastics

Engage in drawing exercises designed to improve your observational skills and coordination. Try drawing a still life with a single line. Draw with both hands simultaneously. Draw as fast as you can and then draw even faster! This workshop emphasizes process and experimentation, so please leave your erasers at home! Jazz music will be played during the workshop to set the mood for experimentation and improvisation.

Drawing Texture

Are you frustrated by limp hair in your portraits or stumped by tree bark in your landscapes? Start a visual journal of textures to guide you in your next drawing endeavor. Create life-like textures through mark-making, value patterns, and rubbings. Bring a sketchbook and your texture quandaries to the class!

Exploring Charcoals & Drawing the Hand

Learn to draw hands, one of the most difficult parts of the body to depict! Discover the variety of charcoals available and their application. Practice using vine charcoal, different grades of compressed charcoal, white charcoal, and blending tools. Create a drawing of a hand holding an object.

Ink Still Life

Draw from observation using ink (nibs and/or ballpoint and fountain pens) and learn hatching and cross-hatching techniques. We will continue to work from still life objects.

Pastel Still Life

Delve into the world of pastel with this still life drawing class. Discover the unique charm of pastels as you learn to breathe life into everyday objects. From vibrant fruits to delicate flowers, this course will guide you in capturing the subtle nuances of color and texture.

Portraiture in Conté

Learn the basics of portrait drawing using Conté crayons. Available in black, white, and shades of brown, Conté is made of natural pigments mixed with clay. As a stable medium for use on canvas, rough paper, and colored paper, Conté is equally useful in underdrawing for paintings, sketching, and finished works. Take advantage of the multiple earth tones of Conté to create a finished portrait based on a photograph. Please bring a photograph of a person to class.

Self-Portrait in Multiple Media

Discover tools and techniques for drawing the portrait, including pencil and graphite, colored pencil, watercolor, and wet technique pastel. This week, we will explore self-portraiture from a photograph, so please bring a photograph of yourself!

Watercolor Pencil & Graphite Still Life

Learn basic drawing techniques combining the use of watercolor pencils and graphite, drawing from a still life.



Artist: Sonya Cromwell ■ **Title: Kittens Playing in the Florida Room**

I cannot remember when I did not draw or paint, but after a career as a mechanical engineer and 30 years of practicing law I started taking art classes at Montgomery College. I also sell my pieces at local artists' markets and online. I painted this in Acrylic Painting: Intermediate taught by Racquel Keller.

PAINTING

Acrylic Painting: Introduction

Explore the amazing medium of acrylic paints! Acrylic is the dominant painting medium of the 20th century, used by artists like Rothko, Warhol, and Hockney. It's also non-toxic and cleans up with water! Learn how to use a wide variety of acrylic products, including paint, gels, medium, and grounds. Practice mixing clean colors, controlling drying time, and creating glazes and textures. This course is designed for new artists and those who have never explored acrylics in depth.

Course: ADS529 25 Hours

\$199 + \$145 fee = \$344; Non-MD Residents add \$160
 Maryland residents \$344
 MD seniors 60+ \$145
 Non-MD residents \$504

Takoma Park/Silver Spring Campus

CRN#: 12668 10 Sessions Tu
 5/27-8/5 10 a.m.-12:30 p.m. No class 7/1
 Instructor: Rissa Miller

Watercolor: Introduction

Discover the rich and delicate medium of watercolor painting! Watercolor came of age in the Renaissance, and has been in constant use ever since. Continue in the tradition of artists like Georgia O'Keefe, Andrew Wyeth, Paul Klee, and

William Blake. Learn the balance of control and freedom in creating watercolor paintings. Explore color mixing and application, layering, washes, and textures, and their part in creating an effective composition. Subject matter includes still life, landscape, and portrait painting.

Course: ADS531 25 Hours

\$199 + \$145 fee = \$344; Non-MD Residents add \$160
 Maryland residents \$344
 MD seniors 60+ \$145
 Non-MD residents \$504

Online: Structured Remote

CRN#: 12535 10 Sessions W
 5/28-8/6 9:30-11:30 a.m. No class 7/2
 Class meetings are supplemented by a half hour of self-paced content each week.
 Instructor: Wendelin Daniels

Rockville Campus

CRN#: 12536 10 Sessions Th
 6/5-8/14 10 a.m.-12:30 p.m. No class 6/19
 Instructor: Wanjin Kim

Takoma Park/Silver Spring Campus

CRN#: 12534 10 Sessions M
 6/2-8/4 7-9:30 p.m.
 Instructor: Alexis Leder

Watercolor: Intermediate

Learn watercolor painting as a process that begins with design, composition, and thoughtful color selection, and ends with a series of finished paintings that reveal personal stylistic expression. You will select subject matter of individual interest and develop personal style through the process of creative expression. *Prerequisite: ADS531 Watercolor: Introduction or equivalent experience.*

Course: ADS532 25 Hours

\$199 + \$145 fee = \$344; Non-MD Residents add \$160
 Maryland residents \$344
 MD seniors 60+ \$145
 Non-MD residents \$504

Online: Structured Remote

CRN#: 12539 10 Sessions M
 6/2-8/4 9:30-11 a.m.
 Class meetings are supplemented by an hour of self-paced content each week.
 Instructor: Wendelin Daniels

Rockville Campus

CRN#: 12538 10 Sessions Su
 6/1-8/10 9:30 a.m.-12 p.m. No class 7/6
 Instructor: Wanjin Kim

Takoma Park/Silver Spring Campus

CRN#: 12537 10 Sessions F
 6/6-8/15 10 a.m.-12:30 p.m. No class 7/4
 Instructor: Wanjin Kim

Painting: Advanced

Create original paintings ready for display, using the skills you learned in intro and intermediate painting classes. Develop paintings from concept, through sketches and studies, experiments with color mixing and media, finishing with completed artwork. Continue to refine your style as a practicing artist and the direction of your work. Sharpen your skills in discussing art through critiques with a group of artists at a similar level. Work with the guidance of a painting expert and practicing artist who can help you develop your ideas, problem-solve, and bring out the best in your artwork. See section notes for media covered (acrylic, oil, watercolor). *Prerequisite: at least two semesters of painting classes in a single medium.*

Course: ADS605 25 Hours

\$199 + \$145 fee = \$344; Non-MD Residents add \$160
 Maryland residents \$344
 MD seniors 60+ \$145
 Non-MD residents \$504

Online: Structured Remote

CRN#: 12540 10 Sessions M
6/2-8/4 1-2:30 p.m.

Class meetings are supplemented by an hour of self-paced content each week.

Instructor: Wendelin Daniels

GRAPHIC DESIGN & DIGITAL ARTS

Adobe Illustrator: Digital Graphics

Adobe Illustrator CC is a vector graphics program that artists and designers use to create sophisticated illustrations and type effects.

It's a fun and intuitive drawing program that's much easier to use than Photoshop for anything line- and shape-based. Start by drawing and manipulating simple shapes, and move on to layered compositions that can be used to create logos, illustrations, and web graphics. Students have access to a free Adobe license. System requirements available at helpx.adobe.com/creative-cloud/system-requirements.html.

Course: ADS526 25 Hours

\$199 + \$145 fee = \$344; Non-MD Residents add \$160
Maryland residents \$344
MD seniors 60+ \$145
Non-MD residents \$504

Online: Structured Remote

CRN#: 12533 10 Sessions W
5/28-8/13 7-8 p.m. No class 7/9, 7/16

Class meetings are supplemented by an hour and a half of self-paced content each week.

Instructor: Alzira Lena Ruano

Adobe Photoshop: Imaging Basics

Discover Photoshop, the industry standard for image editing! Photoshop is one of the most feature-packed digital tools out there, with the capacity to create everything from animated gifs to 3D images. Start your Photoshop journey with the basics, learning different types of image editing and exploring the tools that give you ultimate control over your digital artwork. Experiment with retouching and altering existing images and creating your own! Students have access to a free Adobe license. System requirements available at helpx.adobe.com/creative-cloud/system-requirements.html.

Course: ADS525 25 Hours

\$199 + \$145 fee = \$344; Non-MD Residents add \$160
Maryland residents \$344
MD seniors 60+ \$145
Non-MD residents \$504

Online: Structured Remote

CRN#: 42139 8 Sessions M
6/2-7/21 6:30-9:30 p.m.

Instructor: Jerry Truong

Digital Tools for the Visual Arts (co-listed)

Use Adobe Photoshop, Illustrator, InDesign, and Premiere Pro to create visual art and graphic design work. Explore the social, cultural, and ethical application of these tools. In addition to learning the software, practice basic digital design principles and engage in collaborative processes utilized in the visual arts. Take advantage of a creative, instructional, and analytical working environment to create a meaningful visual response to the world(s) you live in. Examine your work within the broad context of contemporary

art, new media art, and mediated culture. Students have access to a free Adobe license. System requirements available at helpx.adobe.com/creative-cloud/system-requirements.html. Open to students of all levels.

Course: ART057 75 Hours

\$402 + \$137.40 fee = \$539.40; Non-MD Residents add \$885.60

Maryland residents \$539.40

MD seniors 60+ \$137.40

Non-MD residents \$1425

Takoma Park/Silver Spring Campus

CRN#: 42141 18 Sessions M Tu W Th
5/27-6/26 4-8:10 p.m. No class 6/19

If class is full, register for co-listed credit class

GDES116, CRN 42035.

Instructor: Alexander McSwain

FILM & VIDEO ARTS

Adobe Premiere Pro: Video Editing Basics

Use Adobe Premiere Pro CC to edit digital videos for artistic, commercial, educational, and personal use. Learn basic editing techniques, use of the title tool, layering videos, mixing sound, moving clips, and exporting your finished product. Please have a 500GB+ USB3.0 external hard drive, headphones with a 3.5 mm jack, and your MyMC login prepared for the first class. Students have access to a free Adobe license. System requirements available at helpx.adobe.com/creative-cloud/system-requirements.html.

Course: ADS519 15 Hours

\$124 + \$95 fee = \$219; Non-MD Residents add \$140

Maryland residents \$219

MD seniors 60+ \$95

Non-MD residents \$359

Online: Structured Remote

CRN#: 42116 5 Sessions Th
5/29-7/3 7-8:30 p.m. No class 6/19

Class meetings are supplemented by an hour and a half of self-paced content each week.

Instructor: Christina Arellano

PHOTOGRAPHY

NEW! Cyanotype Photography Basics

Discover a historical photographic process! Learn the basics of cyanotype printing, an alternative photographic process that creates striking blue images and does not require a darkroom. Learn to produce digital negatives, coat paper, expose, and develop your cyanotypes. Using plant-based chemistry, tone cyanotypes to alter the color of the prints. Finish class with a set of unique cyanotype prints. Please bring 3-5 high resolution (3.5 MB+) digital images to the first class to start your digital negatives. *Prerequisite: ADS525 Adobe Photoshop: Imaging Basics, ART057 Digital Tools, or experience performing basic image manipulations in Photoshop.*

Course: ADS636 15 Hours

\$124 + \$95 fee = \$219; Non-MD Residents add \$140

Maryland residents \$219

MD seniors 60+ \$95

Non-MD residents \$359

Takoma Park/Silver Spring Campus

CRN#: 42181 4 Sessions Tu W Th F
5/27-5/30 10 a.m.-1:45 p.m.

Instructor: Alzira Lena Ruano

Become a Digital Arts Pro with Adobe Creative Cloud

Free Adobe CC access for students!

Adobe Illustrator: Digital Graphics
Page 6

Adobe Photoshop: Imaging Basics
Page 6

Adobe Lightroom: Photo Editing
Page 7

Adobe Premiere Pro: Video Editing Basics
Page 6

Digital Tools for Visual Arts
Page 6

YOUTH ART CLASSES

Looking for grade 1-12 art opportunities? Check out Youth Programs at montgomerycollege.edu/youth for workshops and camps!

Seats available in credit sections

If a co-listed class is full, there may be seats available in the paired credit section. Credit classes can be taken for audit or a grade. Credit students need to complete a short application. Contact us at communityarts@montgomerycollege.edu for details.



Artist: Ewa Mirek ■ **Title:** Detour: L.O.V.E.

My photography is shaped by my interest in the emotions and mood that images can convey. This photo, developed in a street photography class with Donovan Marks, is my attempt to reveal meaning in the everyday.

Smartphone Photography

Unlock the power of your smartphone's camera. Learn the apps, settings, composition techniques, and content that work best with smartphones. We'll look at the smartphone as a photographic tool and explore artists who use smartphone photography in their work. Learn to create, edit, and critique high-quality images taken with your phone. Students of all levels are welcome.

Course: ADS522 15 Hours
 \$124 + \$95 fee = \$219; Non-MD Residents add \$140
 Maryland residents \$219
 MD seniors 60+ \$95
 Non-MD residents \$359

Online: Structured Remote
 CRN#: 12599 5 Sessions W
 7/9-8/6 6:30-9:30 p.m.
 Instructor: Jerry Truong

Rockville Campus
 CRN#: 42117 5 Sessions Tu
 5/27-6/24 6:30-9:30 p.m.
 Instructor: Alzira Lena Ruano

Digital Photography Basics

Begin your exploration of digital photography, one of the most relevant art media of the 21st century. Discover how to control your camera and compose a shot for high quality, consistent results. Learn the basics of camera operation, photo composition, and color and value to capture the best photos you can. Explore the fundamentals of photo editing and digital image management to add interest to your photos and safely handle your files. Required equipment: a DSLR or

mirrorless interchangeable lens camera with at least 7.0-megapixel resolution, memory card, and flash drive.

Course: ADS523 15 Hours
 \$124 + \$95 fee = \$219; Non-MD Residents add \$140
 Maryland residents \$219
 MD seniors 60+ \$95
 Non-MD residents \$359

Rockville Campus
 CRN#: 12532 5 Sessions W
 7/9-8/6 1:30-4:30 p.m.
 Instructor: Donovan Marks

Adobe Lightroom: Photo Editing

Explore Lightroom, Adobe's powerful photo editing and management tool! Learn to handle your photos like the pros, from importing and labeling through editing to output. Harness the power of metadata for searching and organizing your photos. Discover lossless editing for rich, clear photographs and image manipulation. Learn to work with jpegs and with RAW images, the industry standard for photography. Complete a project by outputting your images for books, slideshows, prints, or the web. Please have a collection of digital photo files ready for the first class. Open to students of all levels. Students have access to a free Adobe license. System requirements available at helpx.adobe.com/creative-cloud/system-requirements.html.

Course: ADS542 15 Hours
 \$124 + \$95 fee = \$219; Non-MD Residents add \$140
 Maryland residents \$219
 MD seniors 60+ \$95
 Non-MD residents \$359

Online: Structured Remote

CRN#: 12601 5 Sessions W
 5/28-6/25 6:30-9:30 p.m.
 Instructor: Jerry Truong

Digital Photography for Fine Arts I (co-listed)

Explore digital photography as a means of expression, and the creative tools at the photographer's disposal. Beginning with traditional photographic and art concepts, engage with the photographic medium as a fine art. Develop an effective workflow for reliable image management and consistent results. Create powerful photographs by harnessing composition techniques, color theory, and the essentials of camera work. Learn to manipulate images using Adobe Photoshop and Lightroom. Build a series of projects using in-camera techniques and editing software to create artistic images. Students must provide their own digital camera. Students have access to a free Adobe license. System requirements available at helpx.adobe.com/creative-cloud/system-requirements.html. Open to students of all levels.

Course: ART080 75 Hours
 \$402 + \$137.40 fee = \$539.40; Non-MD Residents add \$885.60
 Maryland residents \$539.40
 MD seniors 60+ \$137.40
 Non-MD residents \$1425

Online: Distance Learning

CRN#: 42140
 5/27-6/29 Online 24/7

This class is fully self-paced with no group meetings. If class is full, register for co-listed credit class ARTT112, CRN 40536.

Instructor: Mieke Gentis

Digital Photography: Introduction (co-listed)

Discover the tools and skills needed for a career in commercial photography. Learn to manage exposure, composition, depth of field, and more to get great shots right out of the camera. Edit photographs to correct problems, alter images, and add punch. Explore print production for black-and-white and color photographs. Practice studio techniques that include portrait lighting and still life photography. Finish the class by creating a photographic portfolio. Students have access to a free Adobe license. System requirements available at helpx.adobe.com/creative-cloud/system-requirements.html. Open to students of all levels.

Course: ART084 67.5 Hours

\$402 + \$137.40 fee = \$539.40; Non-MD Residents add \$885.60

Maryland residents \$539.40

MD seniors 60+ \$137.40

Non-MD residents \$1425

Online: Distance Learning

CRN#: 42135

5/27-7/6 Online 24/7

This class is fully self-paced with no group meetings.

If class is full, register for co-listed credit classes PHOT161 & 161L, CRNs 40111 & 40112.

Instructor: Ronald Beverly

Online: Structured Remote

CRN#: 42136 11 Sessions Tu Th

5/27-7/3 10 a.m.-12:30 p.m. No class 6/19

Class meetings are supplemented by self-paced content. If class is full, register for co-listed credit classes PHOT161 & 161L, CRNs 40324 & 40325.

Instructor: Ronald Beverly

PRINTMAKING

Monotype Workshop (co-listed)

Discover monotype, the printmaking process that produces unique prints that can't be replicated or editioned. Create monotype plates by inking your designs directly on a flat sheet of plastic or glass and printing it on paper. Explore ink application strategies, layering, and masks. Master the use of a printing press for creating clean, even prints. This process is a perfect bridge to printmaking for anyone who enjoys painting. Open to students of all levels.

Course: ART035 75 Hours

\$402 + \$137.40 fee = \$539.40; Non-MD Residents add \$885.60

Maryland residents \$539.40

MD seniors 60+ \$137.40

Non-MD residents \$1425

Takoma Park/Silver Spring Campus

CRN#: 42143 18 Sessions M Tu W Th

5/27-6/26 9 a.m.-1:10 p.m. No class 6/19

If class is full, register for co-listed credit class ARTT226, CRN 40616.

Instructor: Kevin Bowman

Woodcut: Global Printmaking (co-listed)

Learn woodcut and relief printing techniques, including Western and Japanese approaches. Beginning with simple black and white prints from a single block, progress through stages to four-color, multi-block prints. Explore influences on printmaking in Asian, African, European, and American cultures. Develop a body of original work that represents your individual creative expression.

Engage in professional printmaking practices, such as print editioning and archival management. Open to all levels.

Course: ART069 75 Hours

\$402 + \$137.40 fee = \$539.40; Non-MD Residents add \$885.60

Maryland residents \$539.40

MD seniors 60+ \$137.40

Non-MD residents \$1425

Rockville Campus

CRN#: 12588 20 Sessions M Tu W Th

7/7-8/7 9 a.m.-12:45 p.m.

If class is full, register for co-listed credit class ARTT225, CRN 10169.

Instructor: Amanda Miller

CRAFTS & 3D ARTS

Doll Design & Construction

Create your own original art doll! Dolls and small human figures are older than civilization and have been used as everything from toys to religious icons. Explore the design process for creating three-dimensional human forms in mixed media. Learn construction methods and use them to assemble an original costumed doll. Begin with rough design concepts and proportional figure sketching, continuing to the construction of a wire armature, hard sculpting the doll's head and hands, soft-sculpting the doll's body, and sewing the doll's costume. *Prerequisite or co-requisite: Basic hand-sewing skills; can be learned in ADS518 Sewing: Introduction.*

Course: ADS505 25 Hours

\$199 + \$145 fee = \$344; Non-MD Residents add \$160

Maryland residents \$344

MD seniors 60+ \$145

Non-MD residents \$504

Takoma Park/Silver Spring Campus

CRN#: 12522 10 Sessions F

5/30-8/8 10 a.m.-12:30 p.m. No class 7/4

Instructor: Wendelin Daniels

Sculpture I (co-listed)

Discover the theory and basic techniques used in relief sculpture and sculpture in the round. Explore the problems and principles of sculpture using both additive and subtractive techniques. Create artwork using a range of materials such as clay, wood, modern plastics, plaster, and metals. *Prerequisite: ADS571 Sculpture Basics, ART049/ARTT103 Three-Dimensional Design or equivalent.*

Course: ART024 75 Hours

\$402 + \$137.40 fee = \$539.40; Non-MD Residents add \$885.60

Maryland residents \$539.40

MD seniors 60+ \$137.40

Non-MD residents \$1425

Rockville Campus

CRN#: 42132 17 Sessions M Tu W

5/27-7/2 9 a.m.-1:55 p.m.

If class is full, register for co-listed credit class ARTT221, CRN 42101.

Instructor: Zdeno Mayercak

Ceramics I (co-listed)

Design and craft ceramic artwork using professional hand-building processes. Examine the nature of clay, decorative possibilities, glazes, and firing. Recognize, select, and apply appropriate glazes for unique individual ceramic forms. Explore the diversity and similarity of historical and contemporary ceramic art forms. This course is designed for those new to ceramics or hand-

building. It is a prerequisite for Ceramics II, which focuses on wheel throwing.

Course: ART029 75 Hours

\$402 + \$137.40 fee = \$539.40; Non-MD Residents add \$885.60

Maryland residents \$539.40

MD seniors 60+ \$137.40

Non-MD residents \$1425

Takoma Park/Silver Spring Campus

CRN#: 42142 18 Sessions M Tu W Th

5/27-6/26 2-6:10 p.m. No class 6/19

If class is full, register for co-listed credit class ARTT120, CRN 40998.

Instructor: Adriana Baler

NEW! Weaving Fundamentals

Weave original textiles on a multi-shaft floor loom. Plan a weaving project using warp and weft calculations and applying color theory. Create finished weavings with hand- and machine-manipulated weaving techniques. Learn the ins and outs of a floor loom and how to identify and execute multiple weaving structures. Open to students of all levels.

Course: ADS637 25 Hours

\$199 + \$145 fee = \$344; Non-MD Residents add \$160

Maryland residents \$344

MD seniors 60+ \$145

Non-MD residents \$504

Takoma Park/Silver Spring Campus

CRN#: 12818 5 Sessions F

7/11-8/8 10 a.m.-3 p.m.

Instructor: Clare Nicholls

Batik Fabric Dyeing

Create your own batik fabric prints! Batik is the ancient art of creating designs on fabric using dyes with a resist, such as melted beeswax. These fabrics are known for the crackle or veining that appears in the design. Learn to use traditional batik dyeing methods to create contemporary, personalized works of art on napkins, placemats, garments, fine art pieces, and more.

Course: ADS466 25 Hours

\$199 + \$145 fee = \$344; Non-MD Residents add \$160

Maryland residents \$344

MD seniors 60+ \$145

Non-MD residents \$504

Takoma Park/Silver Spring Campus

CRN#: 12521 10 Sessions Th

6/5-8/14 7-9:30 p.m. No class 6/19

Instructor: Wanjin Kim

Sewing: Introduction

Are you interested in sewing but don't know how to get started? Learn foundational sewing skills that will aid you in future projects. Practice the basics of hand sewing and the essentials of using a sewing machine. Learn the basic seven stitches needed to connect fabric pieces and hem edges: basting, running, back, slip, hem, catch, and blanket. Explore the basics of embroidery and appliqué. Use simple sewing techniques to create projects like patches, napkins, and tote bags. This course is ideal for beginners with no formal sewing experience.

Course: ADS518 12.5 Hours

\$119 + \$75 fee = \$194; Non-MD Residents add \$120

Maryland residents \$194

MD seniors 60+ \$75

Non-MD residents \$314

Rockville Campus

CRN#: 42114 5 Sessions M

6/2-6/30 1-3:30 p.m.

Takoma Park/Silver Spring Campus

CRN#: 42144 5 Sessions Tu
5/27-6/24 7-9:30 p.m.

Instructor: Naima Dozier

CRN#: 12525 5 Sessions F
6/6-7/11 1-3:30 p.m. No class 7/4
Instructor: Wanjin Kim

Sewing: Level 2

Continue your study of sewing, focusing on the sewing machine. While hand-sewing is an important skill, machine sewing is used for the bulk of most sewing projects. Learn the application for different stitch patterns while completing practical sewing projects. Demystify tension settings for clean, tight stitches. Learn to follow a pattern, add appliques, and create structure with interfacing. Create useful household and wearable objects, like coasters, tablecloths, aprons, and scarves. Sewing machines are available for in-class use, but it is useful to have your own to work on at home. *Prerequisite: ADS518 Sewing: Introduction or basic hand- and machine-sewing skills.*

Course: ADS584 12.5 Hours

\$119 + \$75 fee = \$194; Non-MD Residents add \$120
Maryland residents \$194
MD seniors 60+ \$75
Non-MD residents \$314

Rockville Campus

CRN#: 12523 5 Sessions M
7/7-8/4 1-3:30 p.m.

Instructor: Wanjin Kim

Takoma Park/Silver Spring Campus

CRN#: 12605 5 Sessions Tu
7/8-8/5 7-9:30 p.m.

Instructor: Naima Dozier

CRN#: 12524 5 Sessions F
7/18-8/15 1-3:30 p.m.
Instructor: Wanjin Kim

Sewing: Level 3, Using a Pattern

Incorporate clothing patterns into your sewing for consistency and accuracy. Patterns (paper templates for cutting sewing projects) allow you to plan ahead, use fabric more efficiently, take advantage of fabric characteristics like weave direction, and create identical multiples. Using both DIY and commercially available patterns, create clothing, accessories, and household items sized to you and your needs. Improve your general sewing skills by incorporating skills like zippers and wire-forming. *Prerequisite: ADS584 Sewing: Level 2 or permission of instructor.*

Course: ADS591 12.5 Hours

\$119 + \$75 fee = \$194; Non-MD Residents add \$120
Maryland residents \$194
MD seniors 60+ \$75
Non-MD residents \$314

Rockville Campus

CRN#: 42138 5 Sessions W
6/4-7/2 7-9:30 p.m.

Instructor: Wanjin Kim

Takoma Park/Silver Spring Campus

CRN#: 42146 5 Sessions Sa
5/31-6/28 10 a.m.-12:30 p.m.
Instructor: Naima Dozier

Sewing: Level 4, Garment Construction

Advance your knowledge of sewing by creating garments from commercially available patterns. Complete projects like a kimono robe, blazer-style jacket and pants, zippered dress, and bomber jacket. Incorporate techniques such as pockets, invisible zippers, collars, linings, buttons, and

advanced hems and seams. Practice sizing a pattern for a specific fit. Learn the ins and outs of creating reversible garments. Employ advanced tailoring and professional finishing techniques to create quality construction. *Prerequisite: ADS591 Sewing: Level 3 or basic experience with sewing patterns and extensive experience with machine- and hand-sewing.*

Course: ADS620 12.5 Hours

\$119 + \$75 fee = \$194; Non-MD Residents add \$120
Maryland residents \$194
MD seniors 60+ \$75
Non-MD residents \$314

Takoma Park/Silver Spring Campus

CRN#: 12606 5 Sessions Sa
7/12-8/9 10 a.m.-12:30 p.m.

Instructor: Naima Dozier

Sewing: Upcycling & Recycling

Create one-of-a-kind clothing from existing garments and textile goods. Upcycling is a way to transform worn, out-of-style, or cheap clothing into new, higher quality items. Upcycling is an important tool in contemporary clothing design, and has been featured in designer clothing lines, Vogue, and Project Runway. Plus, it keeps old clothing and textiles out of the landfill! Practice repurposing clothing with a mix-and-match approach, creating new looks from a combination of old materials. Through the process of upcycling, learn to make your own pattern, tailor and alter clothing, patch fabric, and attach zippers. Take on projects like creating a dress from an old wedding dress or curtain, a shirt from an old dress, a hat from old pants, or a skirt from a men's shirt. *Prerequisite: ADS591 Sewing: Level 3 or hand- and machine-sewing skills and a basic understanding of sewing patterns.*

Course: ADS598 12.5 Hours

\$119 + \$75 fee = \$194; Non-MD Residents add \$120
Maryland residents \$194
MD seniors 60+ \$75
Non-MD residents \$314

Rockville Campus

CRN#: 12597 5 Sessions W
7/9-8/6 7-9:30 p.m.

Instructor: Wanjin Kim

Machine Quilting: Introduction

Use your sewing skills to design and create an original quilt! Quilting is not only a creative art form, but a practical craft with rich traditions from around the world. Utilize the tools and techniques specific to quilting, from specialized uses of a sewing machine to quilt math. Learn to plan a quilt, create a patchwork, and connect layers with quilt stitches. Explore traditional quilting and how it can inform contemporary practice. *Prerequisite: ADS518 Sewing: Introduction or basic hand- and machine-sewing skills.*

Course: ADS609 12.5 Hours

\$119 + \$75 fee = \$194; Non-MD Residents add \$120
Maryland residents \$194
MD seniors 60+ \$75
Non-MD residents \$314

Takoma Park/Silver Spring Campus

CRN#: 42113 5 Sessions Sa
5/31-6/28 1-3:30 p.m.
Instructor: Karen Middleton

NEW! Quilting Workshop: Fat Quarters

Make the most of your fat quarters (pre-cut 18x22 fabric rectangles) with this fun and versatile class! Learn creative ways to cut and piece fat quarters into quilt blocks, exploring patterns and layouts

along the way. Discover tips for maximizing fabric use. Complete a quilt top by the end of the day. Sewing machines provided, but feel free to bring your own. Please bring 8-12 fat quarters to the workshop. Open to students of all levels.

Course: ADS635 3 Hours

\$25 + \$24 fee = \$49; Non-MD Residents add \$30
Maryland residents \$49
MD seniors 60+ \$49
Non-MD residents \$79

Takoma Park/Silver Spring Campus

CRN#: 12640 1 Session Sa
7/12 1-4 p.m.

Instructor: Karen Middleton

Quilting Workshop: Free Motion Quilting on a Domestic Machine

Quilt intricate and creative designs without the need for a longarm machine. Practice techniques such as stippling, meandering, and creating patterns. Leave with the skills to confidently tackle free-motion domestic machine quilting projects on your own. Appropriate for beginning and experienced quilters alike! Sewing machines provided, but feel free to bring your own machine capable of free-motion quilting. Please bring a small project (12.5x12.5"-30x40") whose quilt sandwich is already basted and ready for quilting. *Prerequisite: ADS609 Machine Quilting: Introduction or ability to do basic piecing and quilting on a domestic sewing machine.*

Course: ADS630 3 Hours

\$25 + \$24 fee = \$49; Non-MD Residents add \$30
Maryland residents \$49
MD seniors 60+ \$49
Non-MD residents \$79

Takoma Park/Silver Spring Campus

CRN#: 12598 1 Session Sa
7/26 1-4 p.m.

Instructor: Karen Middleton

Stained Glass: Introduction

Create your own stained glass panel using the Tiffany method! Learn how to design your pattern, choose colors, cut and grind glass, and solder glass together. By the end of the class, you will complete one stained glass panel. No prior experience needed. Students must bring a pencil and ruler to the first class; any other drawing tools optional.

Course: ADS490 15 Hours

\$124 + \$95 fee = \$219; Non-MD Residents add \$140
Maryland residents \$219
MD seniors 60+ \$95
Non-MD residents \$359

Takoma Park/Silver Spring Campus

CRN#: 12527 5 Sessions W
7/9-8/6 6:30-9:30 p.m.

Instructor: David Baxter

Stained Glass: Intermediate

Expand your knowledge of stained glass by working with next-level materials and processes. Learn to incorporate unconventional materials like copper pipe, non-square frames, metal rings, hanging materials, and glass adhesives into your stained glass projects. Create 3D forms in stained glass, such as sculptural pieces and containers. Bring unusual materials you may want to incorporate to the first class for discussion. *Prerequisite: ADS490 Stained Glass Introduction or permission of instructor.*

Course: ADS492 15 Hours

\$124 + \$95 fee = \$219; Non-MD Residents add \$140
Maryland residents \$219
MD seniors 60+ \$95
Non-MD residents \$359

Takoma Park/Silver Spring Campus

CRN#: 12526 5 Sessions Th
7/10-8/7 6:30-9:30 p.m.
Instructor: David Baxter

Jewelry & Metalsmithing: Fundamentals

Discover fundamental metalsmithing techniques while designing and making jewelry and small objects. Learn fabrication techniques, including sawing, piercing, surface enrichment, riveting, and soldering. Specific projects may change based on instructor or semester. No prior experience necessary! This course fulfills the prerequisite for all intermediate-level jewelry and metalsmithing courses. No prior experience necessary.

Course: ADS595 48 Hours

\$299 + \$249 fee = \$548; Non-MD Residents add \$250
Maryland residents \$548
MD seniors 60+ \$249
Non-MD residents \$798

Rockville Campus

CRN#: 42165 10 Sessions Tu Th
5/27-7/1 9 a.m.-1:48 p.m. No class 6/19
Instructor: Katja Toporski

Pewtersmithing Basics

Create jewelry and metalwork with an unusual and accessible metal, pewter! Pewter is a surprisingly soft metal, and liquefies at so low a temperature that it can be melted in an oven. Create final works in pewter, using hollow forms and cast embellishments. Explore the casting process for pewter, using plaster or rubber molds. Fabricate forms from pewter sheets using fusing and soldering techniques. Open to students of all levels.

Course: ADS607 35 Hours

\$224 + \$175 fee = \$399; Non-MD Residents add \$160
Maryland residents \$399
MD seniors 60+ \$175
Non-MD residents \$559

Rockville Campus

CRN#: 42119 10 Sessions Tu Th
5/27-7/1 2:30-6 p.m. No class 6/19
Instructor: Lucy Derickson

NEW! Jewelry: Wearable Containers

Create hollowware jewelry designed for use as a container. There is a rich history of wearable containers where jewelry is used to contain—and at times deliver—its contents for the wearer. Design and fabricate your own wearable containers from base and precious metals. Utilize closures and hinging techniques and identify findings suitable for attachment to the wearer. Finish your piece with textures and embellishments. Rings, pendants, and brooches are all great bases for containers, but the only limit is your imagination! *Prerequisite: ability to solder and saw unassisted; can be learned in ADS595 Jewelry & Metalsmithing: Fundamentals, ARTT245/ART060 Jewelry & Metalsmithing, or ARTT123/ART082 Crafts with a metals focus.*

Course: ADS632 35 Hours

\$224 + \$175 fee = \$399; Non-MD Residents add \$160
Maryland residents \$399
MD seniors 60+ \$175
Non-MD residents \$559

Rockville Campus

CRN#: 42156 7 Sessions M
6/2-7/14 10 a.m.-3 p.m.
Instructor: Nick Grant Barnes



Artist: Grace Sagayadan ■ Title: My Big Weekender Bag

A lot of craftsmanship and design went into this first bag I ever made. The Sewing 3 bag-making project with Wanjin Kim focused on learning how to sew a zipper into a bag, but I learned so much more than that.

This class inspired me to design a bag to serve all my needs when I travel and that's where the complexity came in. It's a big bag that can serve as an overnight bag, a weekender, and even a carry-on bag. Three deep outside pockets allow you to slip in items for easy but safe access. The zippered pockets inside and out will keep your car keys or wallet from falling out. The bag is supported by webbed straps that run nearly the whole length and the base is reinforced by vinyl material, which also adds flair to its design. It's big and sturdy enough to hold a laptop along with your personal items and clothing. Of course, as a boater, I added some nautical accents, left-over anchor embroidery patches from my apron project. I believe the color scheme, the leather label and the small leather touch on the zipper pull led my classmates to call it a "Ralph Lauren" bag.



Artist: Gail Oring ■ Title: Channeling Picasso

It was an adventure scavenging for found paper and objects and creating watercolor patterns, then conceiving how they would work together as a piece of art in Aqueous Media & Collage with Wendelin Daniels. My findings reminded me of Picasso who pulls together shapes and forms to create a whole.

ATTEND AN ARTS EVENT AND GET INSPIRED!

Check out performances, gallery openings, and more by visiting artists, performers, students, and faculty:

Arts Institute (all campuses): montgomerycollege.edu/artsinstitute

Cultural Arts Center (Takoma Park/Silver Spring): montgomerycollege.edu/cac

Parilla Performing Art Center (Rockville): montgomerycollege.edu/pac

PERFORMING ARTS

DANCE

Tap Dance: Introduction

Discover tap dance, the dominant performance form of the early 20th century. Invented in the African American community, tap quickly became the standard in vaudeville and musical theater, later forming the basis for jazz dance. Perform the basic steps of this percussive, syncopated dance style and walk in the footsteps of greats like Bill "Bojangles" Robinson, Fred Astaire, Sammy Davis Jr., and Shirley Temple. Learn to shuffle, flap, paddle, and roll and build simple rhythmic combinations that can combine into more complex choreography. This course is designed for new dancers and those who have never explored tap dance formally.

Course: PFA078 12.5 Hours
 \$119 + \$75 fee = \$194; Non-MD Residents add \$120
 Maryland residents \$194
 MD seniors 60+ \$75
 Non-MD residents \$314

Takoma Park/Silver Spring Campus

CRN#: 12561 10 Sessions W
 5/28-8/6 10-11:15 a.m. No class 7/9
 Instructor: Baakari Wilder

Tap Dance: Intermediate

Continue to build on the fundamentals of percussive tap dance. Explore new step variations, simple combinations, improvisation, and polyrhythms. Begin learning the breadth of tap dancing styles that goes beyond basic footwork combinations. Dance to music genres from jazz to rock and roll. *Prerequisite: PFA078 Intro to Tap Dance or equivalent experience.*

Course: PFA079 10 Hours
 \$119 + \$75 fee = \$194; Non-MD Residents add \$120
 Maryland residents \$194
 MD seniors 60+ \$75
 Non-MD residents \$314

Takoma Park/Silver Spring Campus

CRN#: 12562 10 Sessions W
 5/28-8/6 11:30 a.m.-12:30 p.m. No class 7/9
 Instructor: Baakari Wilder

Afro-Cuban & Afro-Brazilian Dance

Experience the dances of the African diaspora! Dance in Cuban and Brazilian styles while gaining a deeper appreciation of their meaning and history. Explore how the rhythms of West Africa traveled to Cuba, Brazil, and the Black American Church, dancing through the history of Mambo, Rumba, Salsa, and Samba. Learn the roots of these dances and the changes they underwent in the Americas. Open to students of all levels.

Course: PFA096 7.5 Hours
 \$50 + \$49 fee = \$99; Non-MD Residents add \$50
 Maryland residents \$99
 MD seniors 60+ \$49
 Non-MD residents \$149

Takoma Park/Silver Spring Campus

CRN#: 42124 5 Sessions Sa
 5/31-6/28 10-11:30 a.m.
 Instructor: Angela Ingram

Ballroom Dance: Topics

Learn the basics of ballroom dance performance with a different genre covered in each section (see section notes). Move your feet to dances like swing, foxtrot, waltz, and rumba. Learn basic and simple variations, footwork, and lead and follow techniques designed to make you shine on the dance floor. By the end of the course, you'll be ready to perform rudimentary ballroom dance or to continue your studies at a local dance studio. This course is designed for new dancers and those who have not explored the listed genre.

Course: PFA054 7.5 Hours
\$50 + \$49 fee = \$99; Non-MD Residents add \$50
Maryland residents \$99
MD seniors 60+ \$49
Non-MD residents \$149

Rockville Campus

CRN#: 12558 5 Sessions Th
7/24-8/21 7-8:30 p.m.

Topic: Cuban Salsa Learn the fundamentals of salsa and Mambo-Salsa, focusing on basic footwork, partnering, cross body lead, and right turns.
Instructor: Angela Ingram

Broadway Jazz Dance Basics

Dance to the music from your favorite musicals while learning Broadway's unique form of jazz dance. Musicals from Westside Story to Hamilton, Chicago to Rent draw on jazz dance for their choreography. Broadway jazz is a unique, high-energy blend of ballet, modern, and jazz and is known for exaggerated movements and storytelling. Learn the warmups jazz dancers use to stay fit and flexible. Practice the dance steps, performance techniques, and body alignment essential to Broadway jazz dance. Explore the Luigi Technique and its philosophy of "never stop moving." Open to students of all levels.

Course: PFA101 7.5 Hours
\$50 + \$49 fee = \$99; Non-MD Residents add \$50
Maryland residents \$99
MD seniors 60+ \$49
Non-MD residents \$149

Takoma Park/Silver Spring Campus

CRN#: 12557 6 Sessions Sa
7/12-8/16 10-11:15 a.m.
Instructor: Angela Ingram

MUSIC HISTORY & APPRECIATION

World Music (co-listed)

Discover the music of world cultures! Explore cross-cultural popular music and the traditional music that influenced it. Learn to identify the social and cultural impact of musical forms. Examine technological and cultural shifts as factors influencing musical development and dissemination. Participate in music-making, listen to live and recorded music, and engage in stimulating discussions. Open to students of all levels.

Course: FLM063 37.5 Hours
\$402 + \$137.40 fee = \$539.40; Non-MD Residents add \$885.60
Maryland residents \$539.40
MD seniors 60+ \$137.40
Non-MD residents \$1425

Online: Distance Learning

CRN#: 42134
5/27-6/29 Online 24/7
This class is fully self-paced with no group meetings. If class is full, register for co-listed credit class MUSC117, CRN 40489.
Instructor: Dwan Avery

Listening to Music (co-listed)

To fully appreciate music, you must understand something of its history and structure. Unlock a whole new world of listening, exploring musical history from medieval to contemporary times. Learn about periods of music and the composers, cultural movements, and historical events that shaped them. Identify structural elements of music, and how they tie periods together or differentiate them. Leave class with a new ability to analyze, appreciate, and talk about music from any time period. Open to students of all levels.

Course: FLM061 37.5 Hours
\$402 + \$137.40 fee = \$539.40; Non-MD Residents add \$885.60
Maryland residents \$539.40
MD seniors 60+ \$137.40
Non-MD residents \$1425

Online: Structured Remote

CRN#: 42133 22 Sessions M Tu W Th
5/27-7/3 9:30-11:15 a.m. No class 6/19
If class is full, register for co-listed credit class MUSC110, CRN 40330.
Instructor: Ward Harris

APPLIED MUSIC

Music Theory: Introduction (co-listed)

Discover the basic elements of music! Learn terminology, notation, scales, intervals, triads, and traditional diatonic harmony. Apply these to reading, playing, and creating music. This course is intended for students with a limited musical background.

Course: FLM070 37.5 Hours
\$402 + \$137.40 fee = \$539.40; Non-MD Residents add \$885.60
Maryland residents \$539.40
MD seniors 60+ \$137.40
Non-MD residents \$1425

Rockville Campus

CRN#: 12589 10 Sessions M W
7/7-8/6 6-9:45 p.m.

If class is full, register for co-listed credit class MUSC184, CRN 10103.
Instructor: Justin Boyer

Songwriting

Discover the art of songwriting and compose your own original songs! Songwriting is a continual process of discovery, watching your ideas unfold as you build a song. Examine the basic elements of songs, playing with a wide range of techniques. Study the qualities of successful songs and songwriters. Experiment, edit, and share your creations in a safe and nurturing environment, building a supportive community of songwriters. Bring a notebook and/or staff paper to the first class. Bring an instrument if you play one. Required textbook: Beginning Songwriting: Writing Your Own Lyrics, Melodies, and Chords by Andrea Stolpe with Jan Stolpe. No musical background necessary!

Dive Deep with Co-listed Classes

Co-listed classes (noted beside the title) combine credit and non-credit students in one classroom. Because they run longer, you'll go into more depth on the subject matter. Join us for classes like Ceramics I, Monotype Workshop, Digital Photography: Introduction, Art History 1400 to Present, and more!

Get on the List

Sign up to get the Community Arts Catalog in the mail or join our email list:

[montgomerycollege.edu/
community-arts/join](http://montgomerycollege.edu/community-arts/join)

Missed the start of classes? Never fear!

Register for these classes that start in July:

- Ballroom Dance: Cuban Salsa
- Broadway Jazz Dance Basics
- Digital Photography Basics
- Drawing Workshops 5-8
- Guitar: Introductory Group
- Improv Comedy Basics & Level 2
- Quilting Workshops
- Sewing: Level 2
- Sewing: Level 4, Garment Construction
- Sewing: Upcycling & Recycling
- Smartphone Photography
- Stained Glass: Introduction
- Stained Glass: Intermediate



Artist: Elizabeth Forbes Wallace

Title: Oooh, la la!

This was a mistake. An ink spill that turned into a feathered hat which turned into a showgirl. It bothered me so I discarded it. Later I added shading. Classmates liked it. So here it is. For me it's just a challenge to submit something I don't like and see what happens. Created in Carrie Rennolds' Pen and Ink class.

Course: PFA077 16 Hours

\$125 + \$99 fee = \$224; Non-MD Residents add \$140
 Maryland residents \$224
 MD seniors 60+ \$99
 Non-MD residents \$364

Online: Structured Remote

CRN#: 12577 8 Sessions M
 6/2-7/21 7:30-9 p.m.

Class meetings are supplemented by a half hour of self-paced content each week.
 Instructor: Greta Ehrig

Guitar: Introductory Group

Take your first steps to becoming a guitar legend! Even the greats started by muddling through simple chords on an acoustic. Learn basic strumming and picking techniques, common chord progressions, scales, notation, and tablature reading. On completion, you will have a foundation to take more advanced courses, start private lessons, or continue learning on your own.

Course: PFA082 14 Hours

\$125 + \$99 fee = \$224; Non-MD Residents add \$140
 Maryland residents \$224
 MD seniors 60+ \$99
 Non-MD residents \$364

Rockville Campus

CRN#: 12564 8 Sessions M W
 7/21-8/13 10-11:45 a.m.

Students must provide their own acoustic guitars (classical or steel string acceptable).
 Instructor: Youngik Jang

Takoma Park/Silver Spring Campus

CRN#: 12563 10 Sessions Tu
 5/27-8/5 7-8:24 p.m. No class 7/1
 Classical guitars are provided for classroom use, or BYO acoustic (classical or steel string acceptable).
 Instructor: Scott Giambusso

Piano: Introductory Group

Music is a universal language sculpted by the compositions of many great minds. Learning piano introduces you to the elements of this language, such as melody, harmony, and rhythm. In this class, you will learn the basics of piano in a group setting. Using a fundamentals approach, we will play and harmonize melodies from the beginning. No previous experience needed. Textbook required: Adult Piano Adventures All-in-One Piano Course Book 1 by Nancy and Randal Faber.

Course: PFA080 16 Hours

\$125 + \$99 fee = \$224; Non-MD Residents add \$140
 Maryland residents \$224
 MD seniors 60+ \$99
 Non-MD residents \$364

Rockville Campus

CRN#: 12575 7 Sessions S
 5/31-7/19 5:15-7:30 p.m. No class 7/5
 Instructor: Hanyin Chen

THEATER ARTS

Improv Comedy Basics

Explore improvisational comedy, live theatre where the performance is created spontaneously. In addition to being fun and original, improv is a great tool for leadership development, improving public speaking, and self-discovery. Using exercises and games, learn how to think creatively and spontaneously in the moment. Practice basic improvisational techniques, such as "yes, and," character development, and scene work. Create on-the-fly original scenes that will never be replicated! Open to students of all levels.

Course: PFA103 12.5 Hours

\$119 + \$75 fee = \$194; Non-MD Residents add \$120
 Maryland residents \$194
 MD seniors 60+ \$75
 Non-MD residents \$314

Rockville Campus

CRN#: 12595 5 Sessions M
 7/21-8/18 7-9:30 p.m.
 Instructor: Mark Kamie

Improv Comedy: Level 2

Continue to build your improvisational skills with long-form improv. Learn to maintain a cohesive narrative throughout a performance using strategies like callbacks and recurring themes. Practice the Harold, a long-form improvisational structure where characters and themes recur in a series of connected scenes. Use team-building techniques to better engage with a partner and strengthen group collaboration. Build rich and detailed environments that lend depth to your scenes. Finish class with a group performance.
Prerequisite: PFA103 Improv Comedy Basics or experience with short-form improvisation.

Course: PFA108 12.5 Hours

\$119 + \$75 fee = \$194; Non-MD Residents add \$120
 Maryland residents \$194
 MD seniors 60+ \$75
 Non-MD residents \$314

Rockville Campus

CRN#: 12596 5 Sessions W
 7/23-8/20 7-9:30 p.m.
 Instructor: Mark Kamie

Acting Basics

Unlock your acting talent! Acting is a powerful tool for self-expression, communication, and confidence-building. Explore identity and imitation in drama using role play, character building, and storytelling. Develop your actor's instrument by combining vocal and physical approaches to build roles and characters that effectively communicate your intent to an audience. Use improvisation and scripted scene performance to put your new skills to work. Open to students of all levels.

Course: PFA098 15 Hours

\$124 + \$95 fee = \$219; Non-MD Residents add \$140
 Maryland residents \$219
 MD seniors 60+ \$95
 Non-MD residents \$359

Takoma Park/Silver Spring Campus

CRN#: 12576 10 Sessions W
 5/28-8/6 7-8:30 p.m. No class 7/2
 Instructor: Wanda Whiteside

Summer Dinner Theatre (co-listed)

Become part of a musical theater production! In this intensive 11-week course, we present two major musicals, give 12 public performances, and serve more than 5,000 meals. We look for students who are talented, willing to work hard, and have some theatrical experience. Although Summer Dinner Theatre is a college-level course, we encourage talented high school students (16+) and community members to audition as performers or interview as technicians. Scholarships are available. Students can earn back some tuition costs by working during the dinner portion of the evening. Visit montgomerycollege.edu/sdt for complete information and the student calendar. Contact us at summerdinnertheatre@gmail.com to arrange an audition time.

Course: SDT001 50 Hours

\$402 + \$137.40 fee = \$539.40; Non-MD Residents add \$80
 Maryland residents \$539.40
 MD seniors 60+ \$137.40
 Non-MD residents \$619.40

Rockville Campus

CRN#: 42137 52 Sessions M Tu W Th F
 5/27-8/8 2-6 p.m. No class 6/19, 7/4
 Instructor: Roberta Gasbarre

Summer Dinner Theatre Internship (co-listed)

Learn theatre professions while working on professional-quality productions. Summer Dinner Theatre Internship Program is a mentorship program where you learn from top Washington D.C. theatre professionals. We offer internships in both administration and stage management. See the breakdown of duties for these positions and complete the application at montgomerycollege.edu/sdt.

Course: SDT004 50 Hours

\$402 + \$137.40 fee = \$539.40; Non-MD Residents add \$80
 Maryland residents \$539.40
 MD seniors 60+ \$539.40
 Non-MD residents \$619.40

Rockville Campus

CRN#: 42130 51 Sessions M Tu W Th F
 5/27-8/7 2-11 p.m. No class 6/19, 7/4
 Instructor: Roberta Gasbarre

KUDOS

FACULTY:

Greta Ehrig's poem "Interlude" was nominated for a 2025 Pushcart Prize in poetry.

Karen Middleton's quilt *Sea Storm* (below) is featured in the juried exhibition *Handcrafted* through May 2 in Rocky Mount, NC. imperialcentre.org/arts/exhibits/



Baakari Wilder will be teaching at the Stockholm Tap Festival April 16th-21st.

Nick Grant Barnes received second place Innovation Award in the 2024 Lewton-Brain Foldform Competition.

Mark Kamie directed a stage reading of a new work, *A Christmas Carol for Edgar Allan Poe*, with The National Edgar Allan Poe Theatre in Baltimore. He will be directing a full production in the fall of 2025.

Wanda Whiteside will be featured on an episode of *Why it Matters* on MCTV, airing in April. *Why it Matters* presents content that motivates deeper thinking about a single concept. bit.ly/MCwhyitmatters

STUDENTS:

Eileen Dunn teaches art classes for the Rossmoor Art Guild in Leisure World, geared toward novice and experienced artists alike. <https://rossmoorartguild.org/>

Catherine Kapikian recently debuted *Passages* (below), a 9' public artwork made of wood and needlepointed wool, in Evanston, Illinois. catherinekapikian.com



Stefanie Weldon performed in her first paid stand-up gig in March. The event was a comedy night fundraiser for refugee housing at the Temple Sinai in DC.



Adrienne Price's doll *Jane Doe* (left) was featured in the National Institute of American Doll Artists' January 2025 newsletter. *Jane Doe*, created in Doll Design & Construction, portrays a homeless Vietnam War veteran.

FACULTY BIOGRAPHIES




Christina Arellano is a professional video editor and producer with over 10 years' experience. She has worked on projects including television shows airing on the History

Channel and the DIY Channel. Currently, she is the Senior Editor for a PR agency. Christina loves the mastery of visual storytelling and hopes to share that same passion with her students.



Yorkshire metalsmith **Nick Grant Barnes** has made his home & workspace in Maryland since 1995. Through teaching & creating commissions for customers & exhibitions,

he has developed his style working with a myriad of mediums such as precious metals, plastics, woods, and not-too-precious materials that are fun to play with. His work has been collected & exhibited internationally and featured in numerous publications.



David Baxter has worked with glass for 10 years. His primary medium is fused glass, and he creates stained glass on a regular basis. David is proficient in the leaded

stained-glass method and the Tiffany copper foil stained-glass method. He also repairs existing stained-glass panels. Instagram: @glass_by_dave



Dr. Hanyin Chen: A native of Taiwan, Dr. Chen trained at the Indiana University School of Music. In addition to a Doctorate in Piano Performance, she holds

a master's degree in computer science. She has over 20 years of one-on-one and group teaching experience. Dr. Chen has been a Solo Performance Member of the venerated Friday Morning Music Club since 2004. Website: <http://www.joyfulkeysstudio.org/meet-dr-chen/>.



Wendy Daniels is a visual artist trained in fine art, art history, and art education at Howard University and the University of Maryland. She recently spoke on a

panel of Doll-makers at the Annual American Folklore Society. Ms. Daniels works in watercolor, acrylics, pen/ink, mixed-media collage, lost wax jewelry, and figurative sculpting. She previously worked as a Creative Art Director in graphic design. She has taught art for three decades.



Lucy Derickson is the Coordinator of the Jewelry and Metalsmithing/Crafts Area at Montgomery College, Rockville. Additionally she is the

advisor to the Student Art League. Lucy is also a board member of the non-profit organization Ethical Metalsmiths (EM), acting as facilitator to multiple chapters of EM Students around the world.




Naima Dozier is founder and designer for Fearless Threads. She translated her love of fashion and craft into a vibrant brand filled with color and pattern. Inspired by the

beautiful prints found in classic quilting, she built her brand recognition by mixing patterns in all her unique works, creating a one-of-a-kind product. lovefearlessthreads.com



Greta Ehrig holds an MFA in Creative Writing and BAs in Visual Arts and Psychology. Ehrig has performed at venues from the Baltimore Book Festival to the Boulder

Museum of Art. She has won awards and taught students of all ages. Ehrig is interested in how an artist's vulnerability and authenticity can change lives. Website: soundcloud.com/greta_ehrig_arts.



Scott Giambusso: As a multi-instrumentalist, Rockville native Scott Giambusso has been a member of the Montgomery College Adjunct Faculty since

1999. He has performed as a sideman and leader in the Washington area since the late 60's on guitar, bass (electric and upright), tuba, ukulele, and vocals, playing as many as 240 gigs yearly.



Angela Ingram is a lifelong dancer and master instructor. She studied folkloric dance in Cuba and Brazil. Angela has performed at Fiesta Latina the White House

for President Obama. She encourages dancers to understand the cultural context of their dance style to reach a higher quality of movement and connect with the experiences that originated the dance technique. Website: <https://www.hocasoul.com>.



Youngik Jang is an award-winning guitarist, educator, and composer. He received first prize at the Seoul Baroque Competition and Guitar Foundation of America,

and second prize at Edwin H. & Leigh W. Schadt String Competition. Youngik's musical experience includes a composition premier for the electric guitar at Peabody Institute and film scoring in South Korea. He holds a Doctor of Musical Arts degree from Shenandoah University.




Mark Kamie is a theatre director and teacher based out of the DC area. He has worked with The Source Festival, Molotov Theatre Group, Peter's Alley Theatre, and

Adventure Theatre MTC. He was nominated for Best Director of a Professional Production by Broadway World DC. Mark earned an MFA in Directing from Indiana University. Prior to graduate school, he acted and directed in Chicago for nine years and directed sketch comedy at Second City Chicago. markkamie.com



Wanjin Kim grew up in Seoul, Korea and moved to the US to pursue an art career. She began her studies at Montgomery College, completing an MFA at Cranbrook.

Her works examine the latent beauty of the natural world. Over the past two decades, Wanjin has exhibited internationally in solo and group exhibitions.



Alexis Leder has been creating all types of art for her entire life and is trained as an actress, singer, writer, and visual artist. Her main passion lies in uniting art with

musical theatre. An experienced children's book illustrator, Alexis currently serves as the art director at a small publishing company. Alexis holds a BFA from American University.



Donovan Marks grew up in Jamaica. He studied at the NY Institute of Photography and received a degree in Journalism from Howard University. Donovan has taught

photography at the Metropolitan Center for the Visual Arts and Digital Photo Academy. He served on the board of the American Society of Media Photographers, DC Chapter.



Karen Middleton's artistic journey navigates the intersection of mental health, textile culture, and the complexities of military life. This journey began in 2014, following


her return from a deployment to Afghanistan. Her fusion of personal experiences, academic insights, and her passion for textiles creates a tapestry extending beyond the tangible. Karen's commitment to advancing the recognition of textile arts guides her creative pursuits.



Rissa Miller is a multi-disciplinary artist, art historian, and chef. She holds graduate degrees in studio arts, art history, and a diploma in culinary arts. Her work has been exhibited in galleries

in the U.S. and Italy. Her research on the

intersection of folk art and food culture was published in the *East-West Cultural Passage Journal*.



Clare Nicholls is an artist and educator living and working in Baltimore, Maryland. Clare is a weaver and artist who loves touching soft things and is obsessed

about knowing everything. As manager of The Shed at the Maryland Science Center, she taught workshops focused on STEAM education in informal contexts. Clare also teaches weaving workshops in Baltimore. Her professional goal is to connect people to process.



Carrie Rennolds teaches illustration and graphic design, and is the creator of the Fake New Yorker; an unedifying parody publication which explores problems and

failures in modern society. She has a degree from Lawrence University in Printmaking, and an M.F.A. from UMBC in Imaging and Digital Art, and loves bad ideas. carrierennolds.com




Alzira Lena Ruano is a multimedia artist, scholar, and educator. Her practice revolves around topics of gender, body image, heritage, relationship dynamics,

memory, class structures, and domesticity. Ruano earned her MFA at the University of California, Irvine, and is an alum of Montgomery College. While her practice is primarily still photography, Ruano's training includes printmaking and video arts.



Katja Toporski was born in Frankfurt, Germany, and is a jewelry maker, professor, curator, and writer with a MFA from Towson University. Her work investigates the

limits of our understanding of the visual world. Katja has been exhibited across the US and internationally and has received a number of awards, most recently from the Italian Association for Contemporary Jewelry. katjatorporski.com



Holly Trout's studio practice focuses on sculpture and drawing. Her work has been exhibited at Arlington Arts Center, Stable Arts, and Target Gallery. Holly

attended an artist residency at Vermont Studio Center in 2018 and has been published in ArtMaze Magazine. She received her MFA from American University. Website: hollytrout.com.




Jerry Truong is an interdisciplinary artist whose work deals with history and memory as they relate to the exercise of power and the residuals of trauma. Truong

received his MFA from UC San Diego. He has exhibited at Arlington Art Center, American University Museum, and CUE Foundation (NY). Jerry is a former Hamiltonian Fellow and member of the Sparkplug Collective at the DC Arts Center, where he is currently Program Manager. Website: jerrytruong.com.



Wanda Whiteside holds a Bachelor of Fine Arts in Theatre Arts from Howard University as well as a Master of Education and a Doctorate of Education in Leadership for Change

from Fielding Graduate University. She has performed at Olney Theatre Center, Arena Stage, and Round House Theatre. Wanda was a judge for NAACP's Actso competitions and presenter at UM Black Theatre Symposium. She is a board member of Theatre Consortium of Silver Spring and Silver Spring Town Center. Wanda operated Bonifant Theatre Space, and is currently Artistic Director of Live Garra Theatre. livegarratheatre.org



Baakari Wilder is known for starring in the Broadway musical *Bring In Da Noise, Bring In Da Funk*. He received a Bessie Award for his performance and the

Pola Nirenska Award for achievement in dance. Baakari has performed at the Kennedy Center, Carnegie Hall, and around the world. Baakari is currently assistant artistic director of Capitol Tap.

Payments

Payment MUST be made IN FULL at the time of registration to avoid being deleted from the course. Complete information is required to process all registrations and payments.

Further instructions for WEB, FAX or MAIL-IN payments can be found at: www.montgomerycollege.edu/wdce/registerops.html

Registration will not be processed without appropriate payment.

Tuition Waiver

Courses with a reduced cost listed for MD seniors 60+ are eligible for a tuition waiver. Only tuition is waived; required fees must be paid by the student. Documents must be received at time of registration.

Senior Tuition Waiver: Individuals 60 years or older by the start date of the class may have tuition waived.

Disability Tuition Waiver: Please go to montgomerycollege.edu/wdce/register/disabilitywaiver.html for information.

National Guard Tuition Waiver: If you are currently a member of the Maryland National guard and are enlisted for at least a 24-month period, you are eligible for a 50 percent tuition waiver. You must submit proof of such from the adjutant general's office.

Residency Policy

The following are general guidelines taken from the College policy on residency for tuition purposes. A complete copy of the policy is available in the Montgomery College Catalog.

- Students attending Montgomery College will pay tuition according to their residency.
- To qualify, for tuition purposes, as a resident of the state of Maryland, legal domicile must have been maintained for a period of not less than three months prior to the first regularly scheduled class for the semester; unless you are a member of the Military covered under HB935.
- The domicile of a person registering in a noncredit course at Montgomery College shall be considered as a person's permanent place of abode, where physical presence and possessions are maintained, and where he/she intends to remain indefinitely.

Transfer Policy

To transfer from one CRN to another CRN of the same course, a letter must be received in the Admissions, Records, and Registration Office, Montgomery College, 51 Mannakee Street, Rockville, MD 20850 before the beginning date of both CRNs of the course. If you have enrolled in a co-listed course you will have only one day after the class has begun to transfer. After that, you are committed to your path for the remainder of the course. If the course has a required assessment level to be a credit student, you must first complete the assessment testing and meet the appropriate assessment level before you can change to credit status.

Refund Policy

Refunds are paid at 100% for classes cancelled, dropped online, or in person (using a Drop Form), prior to the start date of the class. Refunds are also paid at 100% if class is dropped prior to the Refund Date printed on your registration confirmation. DO NOT drop classes online on or after the day the class begins; you will not receive a refund. Refunds for open enrollment classes will go to the registered student of record. For the Drop Form and more information, visit <https://www.montgomerycollege.edu/workforce-development-continuing-education/registration-information/index.html>

4 WAYS TO REGISTER

ON THE WEB

- Go to montgomerycollege.edu/wdce
- Click on "How to Register" in the left navigation bar.
- Click on "Register by Web."
- Follow the appropriate directions depending on whether you are a new or returning student.

BY MAIL

Mail completed registration form with payment to:

Montgomery College Workforce Development
& Continuing Education, Rockville Campus
Campus Center, Room 220
51 Mannakee Street
Rockville, MD 20850

BY FAX

Fax completed registration form indicating credit card payment to Montgomery College at 240-683-6945.

WALK-IN

Please visit us online for up-to-date hours and information.

A completed form with payment may be submitted in person at any of these Montgomery College Campus registration areas:

Gaithersburg Business Training Center

Room 400
8:30 a.m.–9 p.m. (M–Th)
8:30 a.m.–4:30 p.m. (F)

Germantown Campus

Humanities and Social Sciences Building
Room 241 and/or 243
8:30 a.m.–4:30 p.m. (M–F)

Rockville Campus

220 Campus Center
8:30 a.m.–7 p.m. (M–Th)
8:30 a.m.–4:30 p.m. (F)
8:30 a.m.–12 p.m. (Sa)

Takoma Park/Silver Spring Campus

230 CF, Customer Service
8:30 a.m.–5 p.m. (M–Th)
8:30 a.m.–4:30 p.m. (F)

NOTE: Cash payments must be paid in the Cashiers' Offices at the Germantown, Rockville, or Takoma Park/Silver Spring campuses.

Payments due at time of registration

CONTACT

Website:
montgomerycollege.edu/communityarts

Email:
communityarts@montgomerycollege.edu

Phone (course info):
240-676-1567

Phone (registration info):
240-567-5188

Course Catalog

Mailing Address:
7600 Takoma Avenue, CF-134, Takoma Park, MD 20912

Program Address:
930 King Street, Silver Spring, MD 20910

COMMUNITY ARTS at Montgomery College

Summer 2025 Course Schedule



Artist: Susan O. Robinson
Title: In the Breeze

Butterflies, birds, other flying beings fascinate me because they also describe the air they inhabit. The swirling wood grain helped me express the unseen movement of atmosphere. This print came into being in Kevin Bowman's Woodcut: Global Printmaking class and pays tribute to what might be an endangered species.